





	Pt	TOTALE		CASA		FUORI		
		Pg	V	S	V	S	V	S
 Baseball Corea del Sud								
1 NC DINOS	63	114	72	42	38	19	34	23
2 KIWOOM	57	124	71	53	37	26	34	27
3 KT WIZ	57	117	67	50	38	21	29	29
4 LG TWINS	56	117	65	52	30	26	35	26
5 DOOSAN BEARS	54	116	63	53	32	27	31	26
6 KIA TIGERS	53	116	62	54	32	25	30	29
7 LOTTE GIANTS	51	116	59	57	33	25	26	32
8 SAMSUNG LIONS	44	117	52	65	29	33	23	32
9 SK WYVERNS	33	120	40	80	21	37	19	43
10 HANWHA EAGLES	31	117	36	81	19	39	17	42

	Pt	TOTALE		CASA		FUORI		
		Pg	V	S	V	S	V	S
 Baseball Giappone Girone A								
1 YOMIURI GIANTS	68	80	54	26	32	13	22	13
2 YOKOHAMA BAYSTARS	51	83	42	41	23	18	19	23
3 HANSHIN TIGERS	52	81	42	39	24	11	18	28
4 CHUNICHI DRAGONS	48	82	39	43	23	15	16	28
5 HIROSHIMA CARP	42	77	32	45	16	20	16	25
6 YAKULT SWALLOWS	41	79	32	47	21	25	11	22

	Pt	TOTALE		CASA		FUORI		
		Pg	V	S	V	S	V	S
 Baseball Giappone Girone B								
1 FUKUOKA SOFTBANK H.	58	83	48	35	26	17	22	18
2 CHIBA LOTTE MAR.	56	85	48	37	26	14	22	23
3 TOHOKU RAKUTEN GE	50	84	42	42	26	21	16	21
4 NIPPON HAM FIGHTERS	48	84	40	44	23	17	17	27
5 SEIBU LIONS	48	83	40	43	22	18	18	25
6 ORIX BUFFALOES	40	81	32	49	19	21	13	28

	Pt	TOTALE		CASA		FUORI		
		Pg	V	S	V	S	V	S
 Baseball MLB								
1 LOS ANGELES DODGERS	72	60	43	17	21	9	22	8
2 TAMPA BAY RAYS	67	60	40	20	21	9	19	11
3 SAN DIEGO PADRES	62	60	37	23	20	10	17	13
4 MINNESOTA TWINS	60	60	36	24	23	7	13	17
5 OAKLAND ATHLETICS	60	60	36	24	21	9	15	15
6 CHICAGO WHITE SOX	58	60	35	25	18	12	17	13
7 CLEVELAND INDIANS	58	60	35	25	18	12	17	13
8 ATLANTA BRAVES	58	60	35	25	19	11	16	14
9 CHICAGO CUBS	57	60	34	26	17	13	17	13
10 NEW YORK YANKEES	55	60	33	27	21	9	12	18
11 TORONTO BLUE JAYS	53	60	32	28	17	13	15	15
12 CINCINNATI REDS	52	60	31	29	16	14	15	15
13 MIAMI MARLINS	52	60	31	29	15	15	16	14
14 ST. LOUIS CARDINALS	52	58	30	28	15	15	15	13
15 HOUSTON ASTROS	48	60	29	31	20	10	9	21
16 SAN FRANCISCO GIANTS	48	60	29	31	17	13	12	18
17 MILWAUKEE BREWERS	48	60	29	31	15	15	14	16
18 PHILADELPHIA PHILLIES	47	60	28	32	17	13	11	19
19 SEATTLE MARINERS	45	60	27	33	16	14	11	19
20 NEW YORK METS	43	60	26	34	13	17	13	17
21 WASHINGTON NATIONALS	43	60	26	34	13	17	13	17
22 KANSAS CITY ROYALS	43	60	26	34	15	15	11	19
23 COLORADO ROCKIES	43	60	26	34	12	18	14	16
24 LOS ANGELES ANGELS	43	60	26	34	15	15	11	19
25 BALTIMORE ORIOLES	42	60	25	35	13	17	12	18
26 ARIZONA DIAMONDBACKS	42	60	25	35	16	14	9	21
27 BOSTON RED SOX	40	60	24	36	10	20	14	16
28 DETROIT TIGERS	40	58	23	35	12	16	11	19
29 TEXAS RANGERS	37	60	22	38	16	14	6	24
30 PITTSBURGH PIRATES	32	60	19	41	12	18	7	23